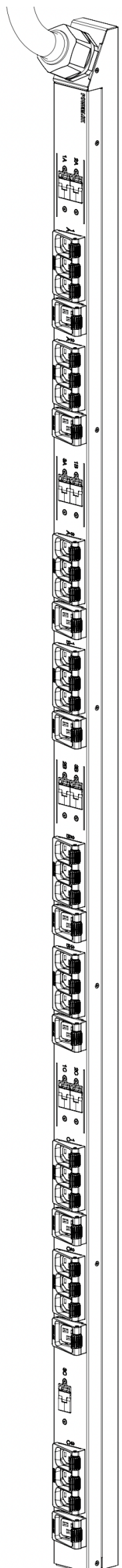


POWERLOK RACK PDU SPECIFICATION



Specific Configurations								
COLOR	CARBON		RED		WHITE		BLUE	
WHIP LENGTH	6 FT	10 FT	6 FT	10 FT	6 FT	10 FT	6 FT	10 FT
BASIC MODEL	UP8803B-06C	UP8803B-10C	UP8803B-06R	UP8803B-10R	UP8803B-06W	UP8803B-10W	UP8803B-06B	UP8803B-10B
DESCRIPTION	RACK PDU, 72", 60A 240/415V WYE 3PH, 18-C13 & 18-C19, IEC 309 (IP44), CORDLOK							
POWER	60A 240/415V WYE 3PH (34.5 kW)							
PLUG TYPE	IEC 309 (IP44)							
UNIT LENGTH	72 INCHES							
RECEPTACLES	18-C13 & 18-C19							
CORDLOK	YES							

Universal Specification	
Over Current Protection	20A UL489 magnetic breakers
Power Whip	See PDU Ratings Table - page 2
Heavy Steel - Powder Coat Color	Per PowerLok specific configuration for color
Rack PDU Type	Vertical Rack-mount
Toolless Mounting: Center Spacing	61.25"
Manufactured in the USA	Yes
Product Warranty	3-year from date of shipment, repair or replace.
Certification/Agency Approvals	TUV Certified to UL/CSA 60950-1 with NOM Addendum for Mexico, FCC Part 15 Class A conformance, RoHS compliant
Operating Environment	0-60C (32-149F), 5-95% relative humidity, 0-10,000ft (0-3000 meters) elevation.
Storage Environment	-25-65C (-13-149F), 5-95% relative humidity, 0-10,000ft (0-3000 meters) elevation.
Chassis Dimensions (LxWxD)	72.0"L x 2.18"W x 2.0"D
Package Dimensions (LxWxD)	80.0"L x 22.0"W x 4.8"D (3&4-Pack), 80.0"L x 11.0"W x 4.8"D (1&2-Pack)
Pallet Dimensions (LxWxD)	82"L x 44"W x 5.0"D
Rack PDU Weight	18.3 lbs.
Packaged Weight (each)	20.3 lbs.

Monitored & Switched Versions Only	
MONITORING TYPE:	REMOTE & TOUCHSCREEN DISPLAY, ENVIROLOK READY. SWITCHED READY
Monitoring Accuracy	Voltage: +/- 0.5% at nominal. Current: within 0.5% from 1A to 30A typical. +/-1% of measurement from 500mA to 30A.
Total Unit & Group Monitoring	Aggregate (kWh, W, VA) plus Phase: A, B, C Line Currents, plus Group: 1, 2, 3 Monitoring (kWh, W, VA, PF, V, A)
Network Interface	Ethernet RJ-45, 10 Mbit/s, 100 Mbit/s
Transport/Internet	TCP/IP v4, v6
Network Applications	HTTP/HTTPS Webserver SNMP-V1/V2c/V3 Network Management DHCP for dynamic IP address request from a server on the network. Remote firmware upgrade using FTP.
Touch & Rotatable Digital Display	Touch to rotate / touch to view data screens
Internal RMS Voltage Sensor	Yes
Internal RMS Current Sensor	Yes
Environmental Monitoring	Optional EnviroLok daisy chain temp/humidity (optional - up to 4 sensors). Monitoring accuracy +/- 0.2C and +/- 2% Rh.

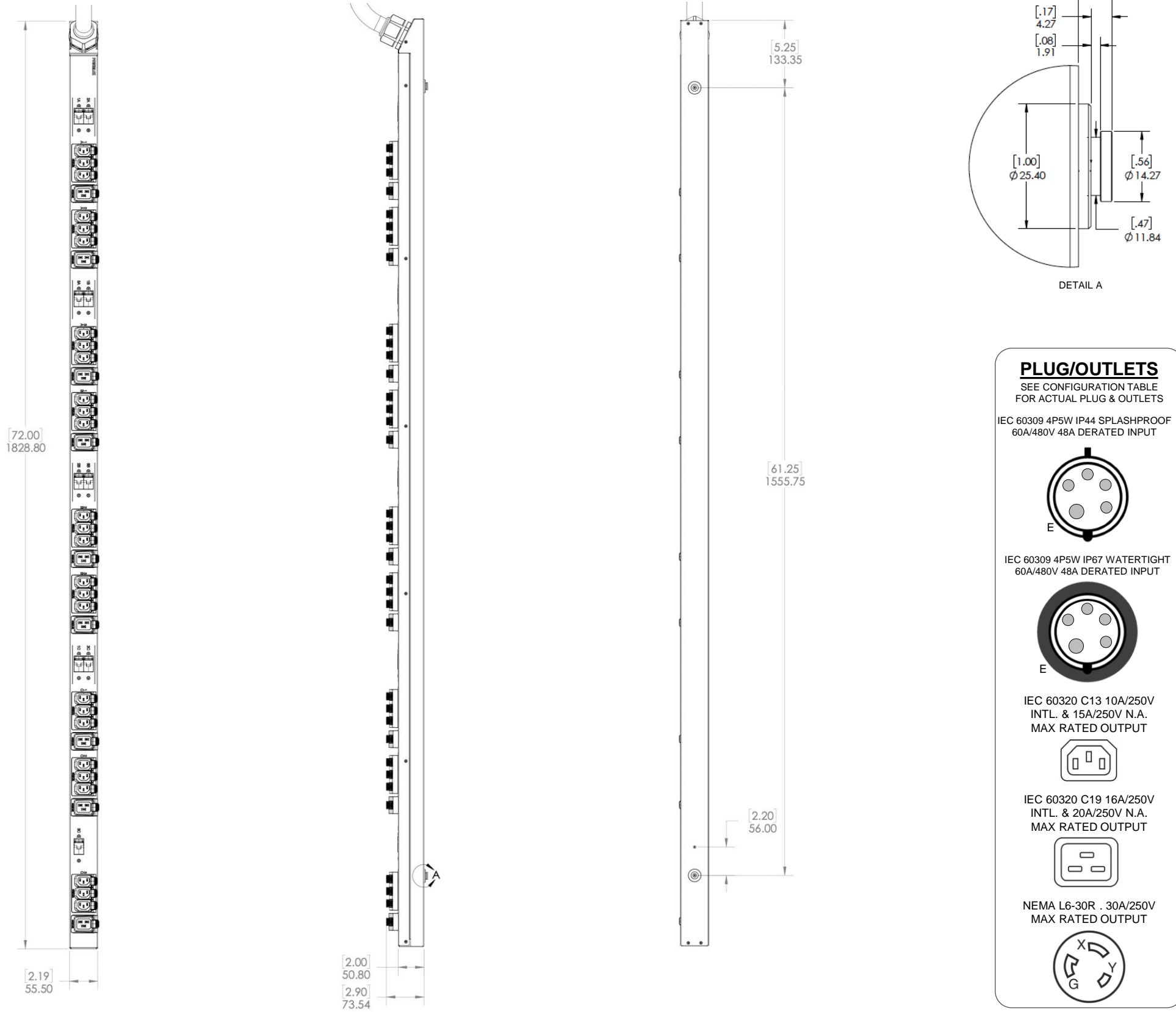
Example receptacle configuration shown. See specific configuration table.

MADE AND ROBOTICALLY SOLDERED IN THE USA

POWERLOK

*CUSTOMER SIGNATURE:	DATE:	UNLESS OTHERWISE SPECIFIED, ALL DIMENSIONS ARE IN MM AND TOLERANCES ARE: X = +/- 0.5 .X = +/- 0.25 .XX = +/- 0.13 X' = +/- 0.5'	Upsite Technologies	
*PRIOR TO MANUFACTURING, BUILD MODELS REQUIRE CUSTOMER SIGN-OFF. BY SIGNING, CUSTOMER AGREES THAT THIS ORDER IS NON-CANCELABLE AND NON-RETURNABLE.			TITLE: RACK PDU SPECIFICATION	DRAWING NUMBER: SP-UP8803
THIS SPECIFICATION AND ITS CONTENTS ARE THE PROPERTY OF Upsite Technologies AND SHALL NOT BE COPIED OR REPRODUCED FOR ANY PURPOSES OTHER THAN APPLICATION OF PRODUCT MANUFACTURED BY Upsite Technologies. THIS DRAWING IS SUBJECT TO CHANGE WITHOUT NOTICE.				

OUTLINE DRAWING



PLUG/OUTLETS
SEE CONFIGURATION TABLE FOR ACTUAL PLUG & OUTLETS

IEC 60309 4P5W IP44 SPLASHPROOF 60A/480V 48A DERATED INPUT

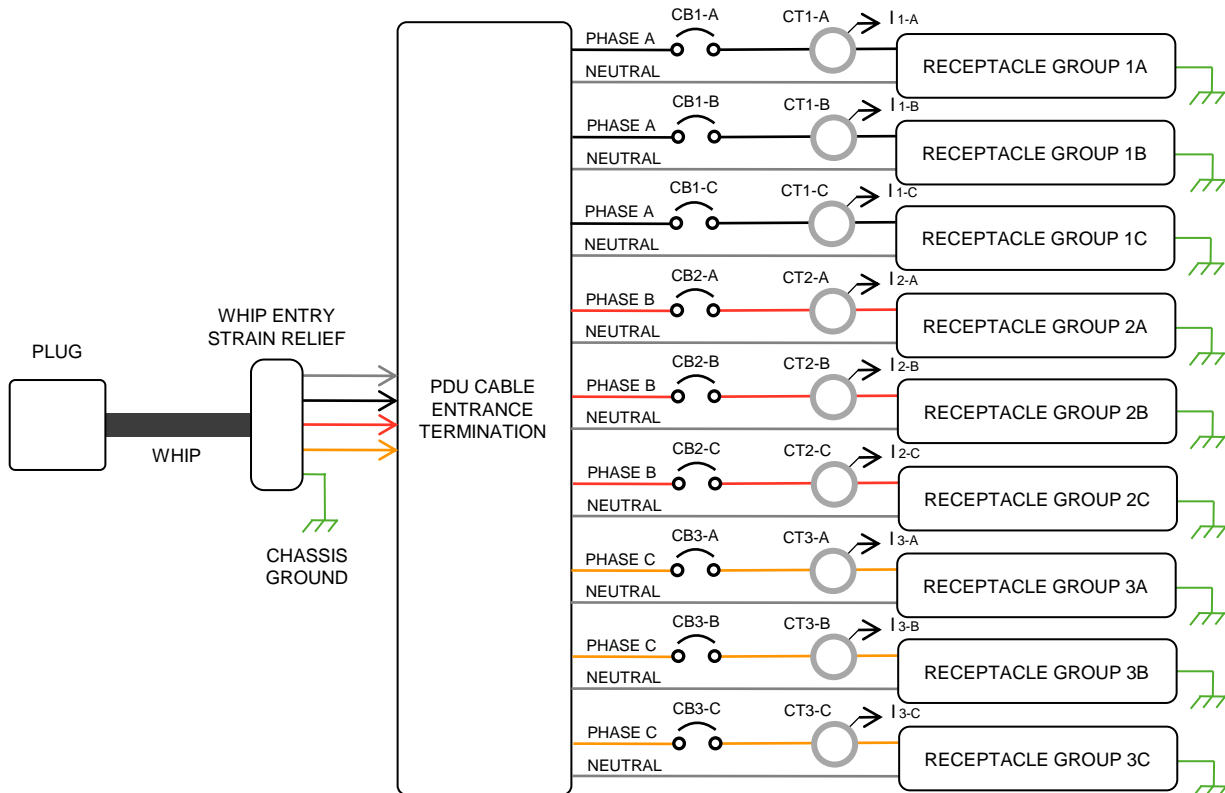
IEC 60309 4P5W IP67 WATERTIGHT 60A/480V 48A DERATED INPUT

IEC 60320 C13 10A/250V INTL. & 15A/250V N.A. MAX RATED OUTPUT

IEC 60320 C19 16A/250V INTL. & 20A/250V N.A. MAX RATED OUTPUT

NEMA L6-30R . 30A/250V MAX RATED OUTPUT

PDU WIRING DIAGRAM & RATINGS TABLE



INPUT POWER:	
WHIP TYPE	6GA 5-WIRE SOOW TYPE W
VOLTAGE	240/415V WYE 3PH
FREQUENCY	50/60 HZ
RATED AMPS	60A
MAX CONT. AMPS	48A
OUTPUT POWER:	
GROUP 1A	PH A-N, 16A MAX CONT.
GROUP 1B	PH A-N, 16A MAX CONT.
GROUP 1C	PH A-N, 16A MAX CONT.
GROUP 2A	PH B-N, 16A MAX CONT.
GROUP 2B	PH B-N, 16A MAX CONT.
GROUP 2C	PH B-N, 16A MAX CONT.
GROUP 3A	PH C-N, 16A MAX CONT.
GROUP 3B	PH C-N, 16A MAX CONT.
GROUP 3C	PH C-N, 16A MAX CONT.

POWERLOK

MADE AND ROBOTICALLY SOLDERED IN THE USA

CUSTOMER APPROVAL*	DATE	UNLESS OTHERWISE SPECIFIED, ALL DIMENSIONS IN MM AND TOLERANCES ARE X: +/- .5 .X: +/- .25 .XX: +/- .13 X°: +/- .5°	Upsite Technologies	
*CUSTOMER SIGN-OFF IS REQUIRED PRIOR TO MANUFACTURING. *BY SIGNING THIS APPROVAL, THE CUSTOMER AGREES THAT THIS ORDER CAN NOT BE CANCELED AND NO CUSTOM PRODUCTS CAN BE RETURNED.			TITLE: RACK PDU SPECIFICATION	
		DRAWING NUMBER: SP-PL8803		SHEET: 2 OF 2

THIS SPECIFICATION AND ITS CONTENTS ARE THE PROPERTY OF GATEVIEW TECHNOLOGIES, INC. AND SHALL NOT BE COPIED OR REPRODUCED FOR ANY PURPOSES OTHER THAN APPLICATION OF PRODUCT MANUFACTURED BY GATEVIEW TECHNOLOGIES. THIS DRAWING IS SUBJECT TO CHANGE WITHOUT NOTICE.